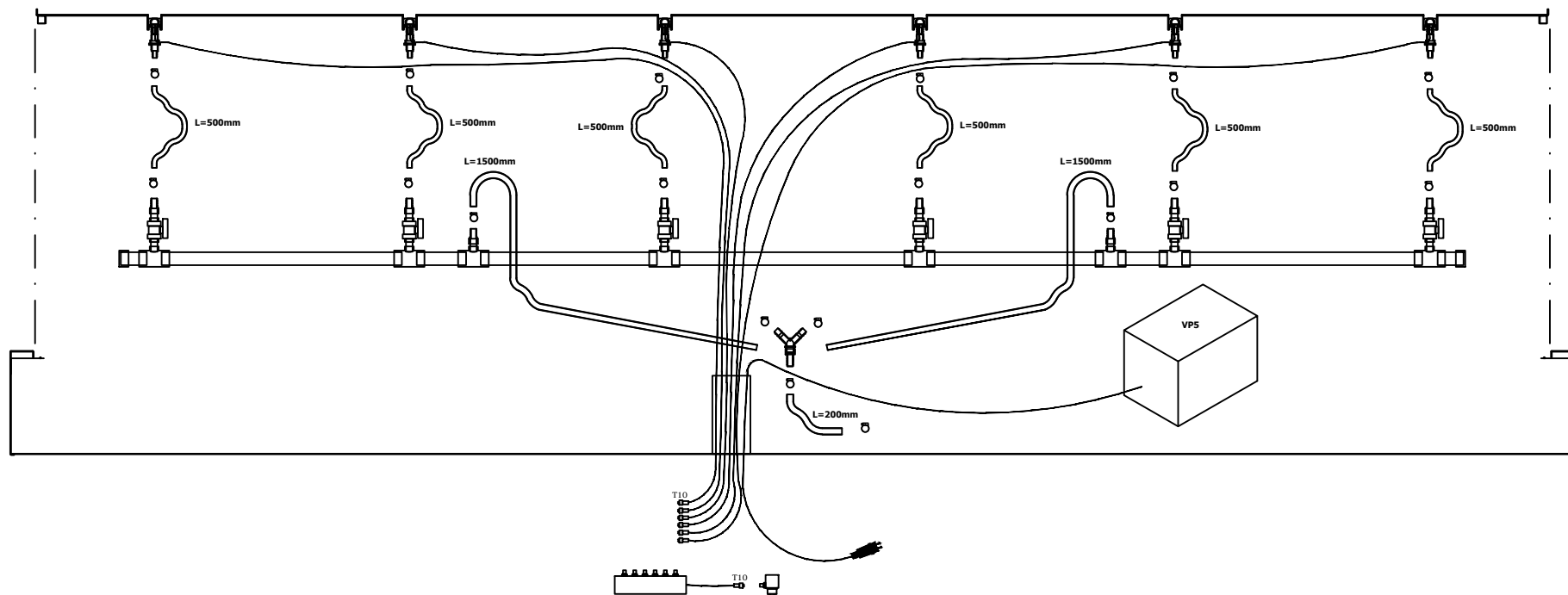
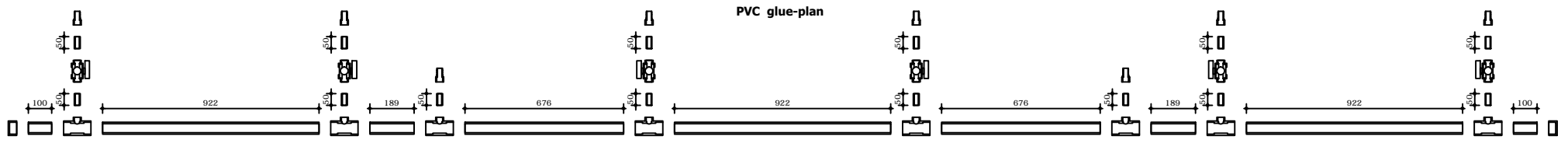


Number	Description	Code
1	Water table 800x800x400	CB3/AB3
1	Water table 1000x1000x400	CB2/AB2
1	Water table 1200x1200x400	CB1/AB1
1	Pump 1500	VP1
1	Spout with cable	Q1
1	T10 plug	Q1
1	Hose connector	Q1
4	Hose clamps	-
1	Hose 0,05m	-
1	Hose 0,08m	-

or { = 1 item

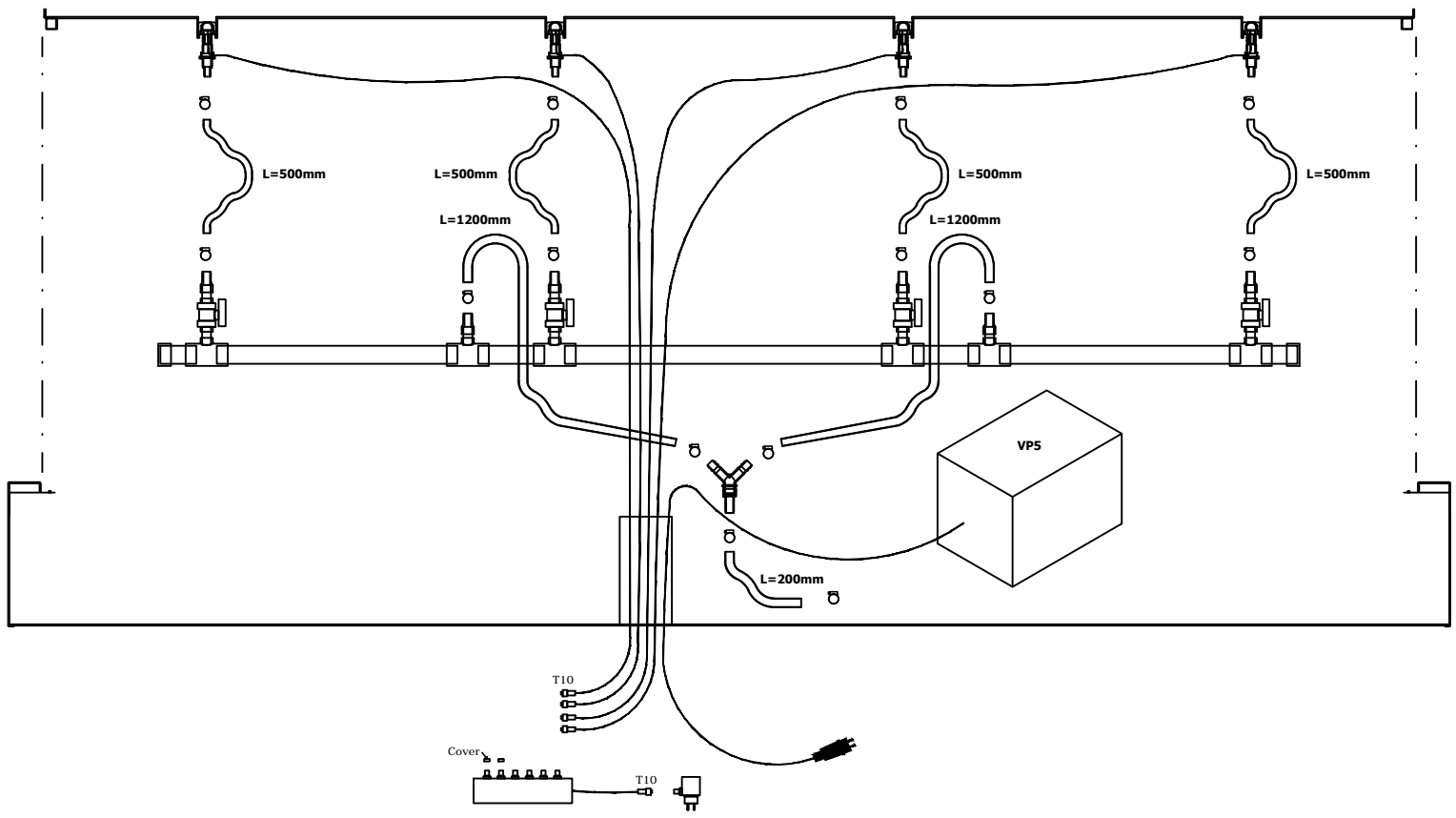


PVC glue-plan



Number	Description	Code
1	Water table 6000x1000x400	CB6/AB6
6	Spout with cable	Q1
6	Led lamp	Q1
1	T10 plug	Q1
1	T10 6-way distributor	-
1	Pump 17000	VP5
18	Hose clamps	-
1	Y-pieces	-
6	Hose l= 0,5m	-
2	Hose l= 1,5m	-
1	Hose l= 0,2m	-
2	PVC pipe 50, l= 100mm	-
3	PVC pipe 50, l= 922mm	-
2	PVC pipe 50, l= 189mm	-
2	PVC pipe 50, l= 676mm	-
14	PVC pipe 25, l= 50mm	-
8	PVC T-Piece 50x25x50	-
6	PVC Ball valve 25	-
8	PVC Hose connector 25x28x25	-
2	PVC End pipe 50	-

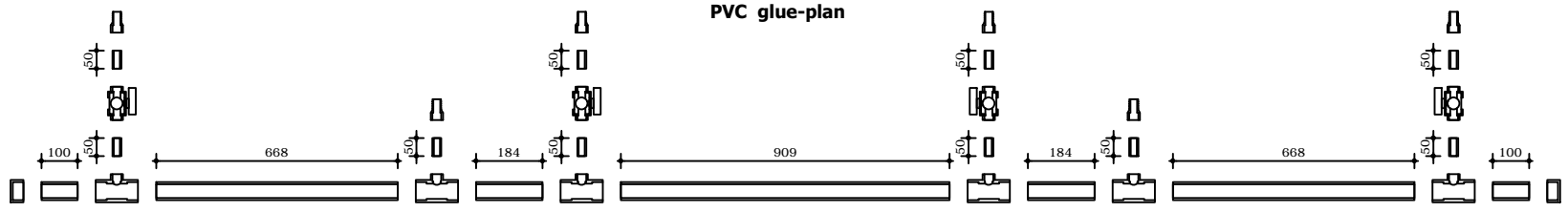
} = 1 item

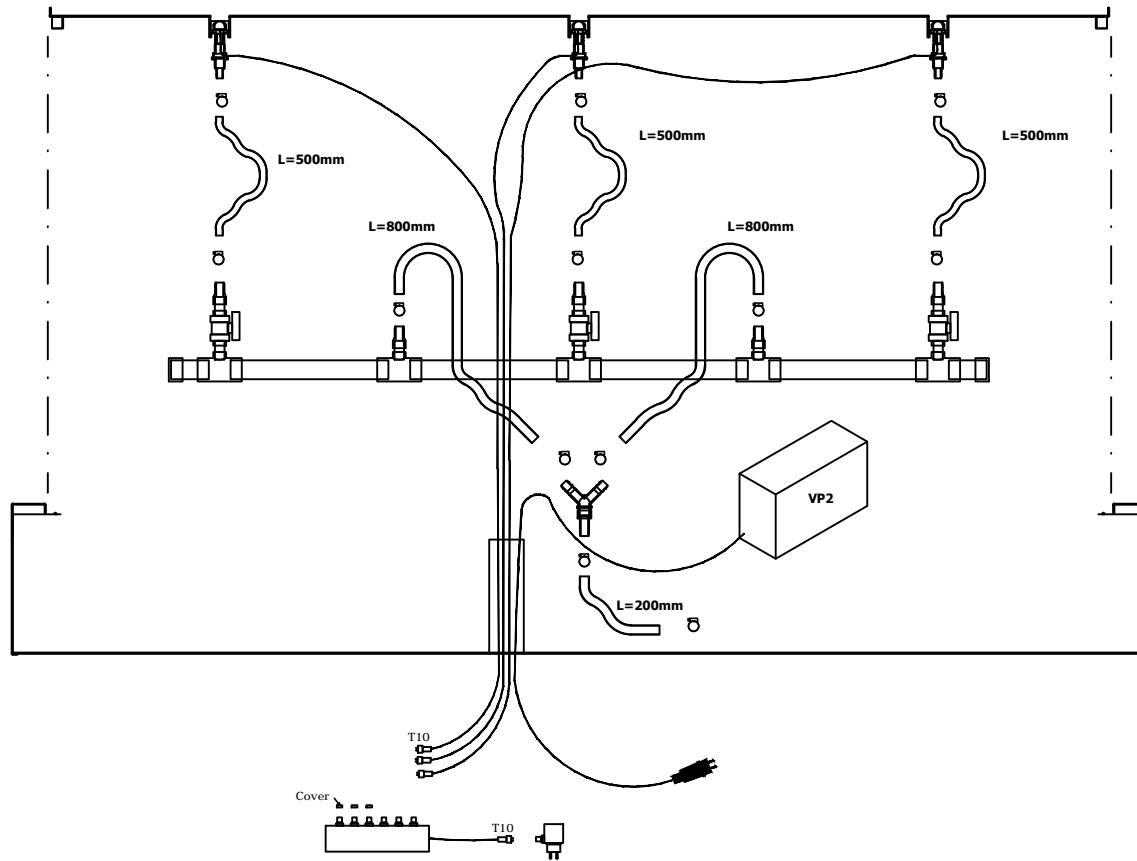


Number	Description	Code
1	Water table 4000x1000x400	CB5/AB5
4	Spout with cable	Q1
4	Led lamp	Q1
1	T10 plug	Q1
1	T10 6-way distributor	-
1	Pump 17000	VP5
14	Hose clamps	-
1	Y-pieces	-
4	Hose l=0,5m	-
2	Hose l= 1,2m	-
1	Hose l= 0,2m	-
2	PVC pipe 50, l= 100mm	-
2	PVC pipe 50, l= 668mm	-
2	PVC pipe 50, l= 184mm	-
1	PVC pipe 50, l= 909mm	-
10	PVC pipe 25, l= 50mm	-
6	PVC T-Piece 50x25x50	-
4	PVC Ball valve 25	-
6	PVC Hose connector 25x28x25	-
2	PVC End pipe 50	-

} = 1 item

PVC glue-plan





Number	Description	Code
1	Water table 3000x1000x400	CB4/AB4
3	Spout with cable	Q1
3	Led lamp	Q1
1	T10 plug	Q1
1	T10 6-way distributor	-
1	Pump 3500	VP2
12	Hose clamps	-
1	Y-pieces	-
3	Hose l=0,5m	-
2	Hose l=0,8m	-
1	Hose l=0,2m	-
2	PVC pipe 50, l=100mm	-
4	PVC pipe 50, l=418mm	-
8	PVC pipe 25, l=50mm	-
5	PVC T-Piece 50x25x50	-
3	PVC Ball valve 25	-
5	PVC Hose connector 25x28x25	-
2	PVC End pipe 50	-

} = 1 item

PVC glue-plan

